

Supplier Information Pack

v. 201812

SSCC Labels

(Serial Shipping Container Code)

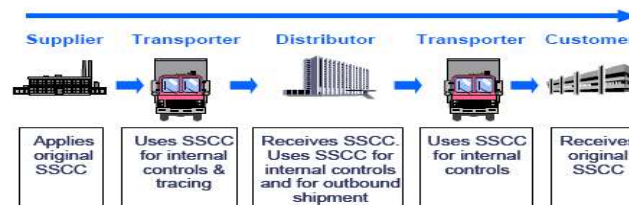


SSCC Labels

Definition and Purpose

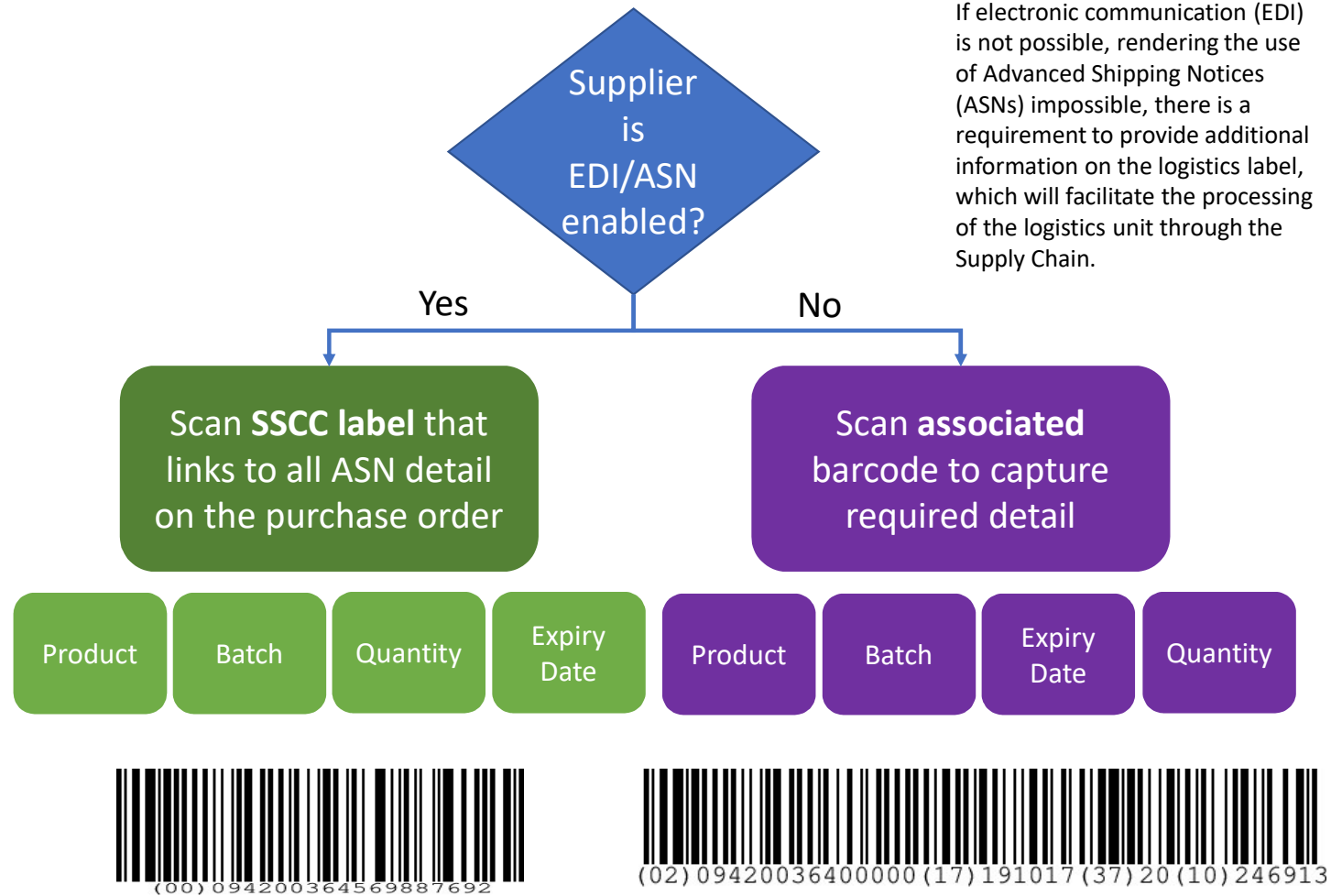
- The Serial Shipping Container Code (SSCC) is the GS1 Identification Key used to identify a logistic unit.
- The purpose of the GS1 logistics SSCC label is to uniquely identify specific information about the logistic unit clearly and concisely in a standard format, to facilitate the process of moving products through the supply chain quickly and efficiently.
- The SSCC enables this unit to be tracked individually which brings benefits for order and delivery tracking and automated goods-receiving. As the SSCC provides a unique number for the delivery it can be utilised as a look-up number to provide further detailed information regarding the contents of the load via an associated Advanced Shipping Notice (ASN).

The SSCC in the Supply Chain



SSCC Labels

Electronic Communication (EDI/ASN) Process Example



Note: Refer to the EDI/ASN Overview page for further detail on this process.



SSCC Labels

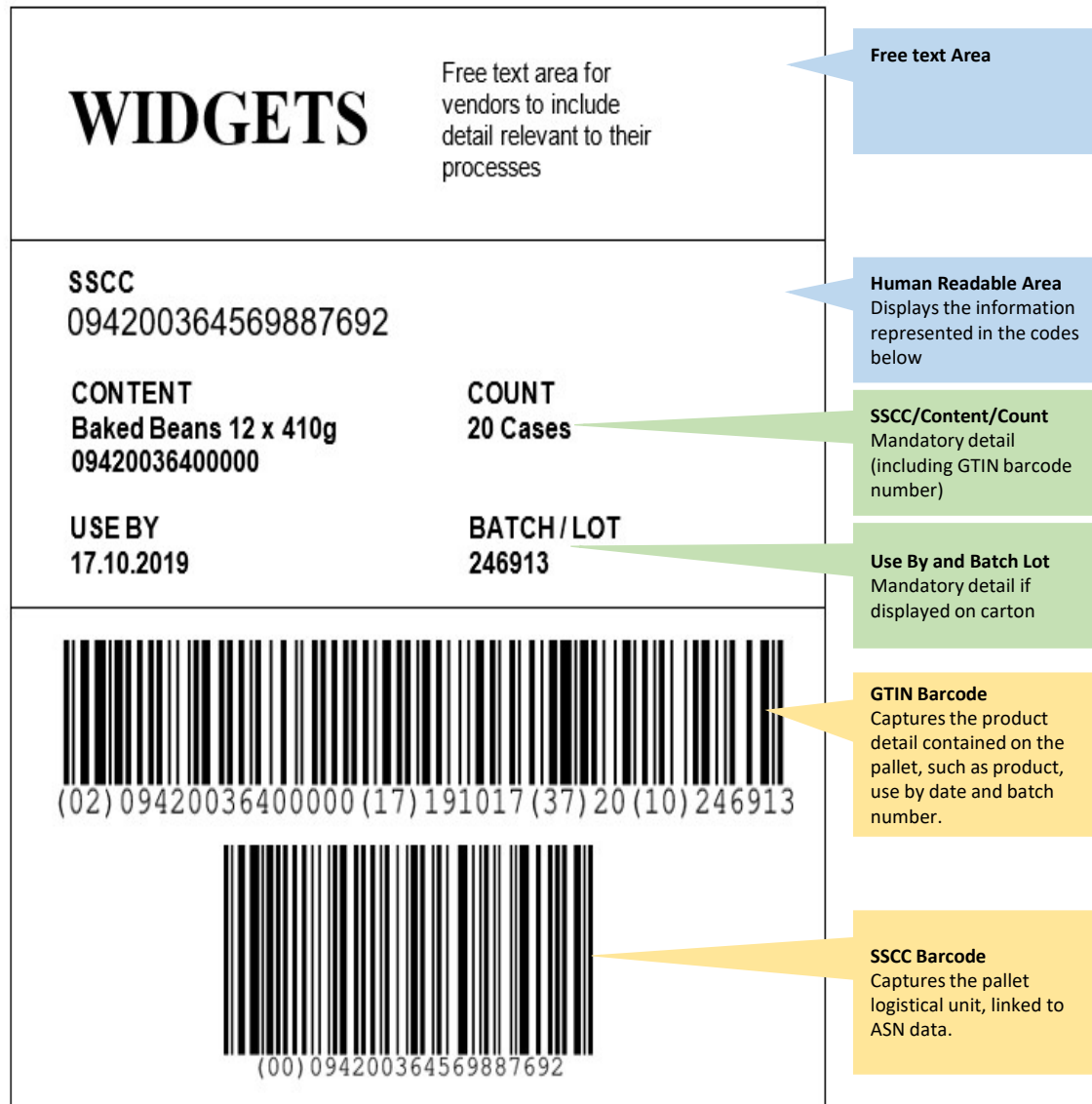
Benefits

- It uniquely identifies logistics units for global tracking and identification
- It uses a global industry standard and avoids use of multiple label types
- It can be used throughout the Supply Chain
- It provides a virtually unlimited numbering capacity
- It can enable electronic business transactions by utilising ASNs
- It enables fast look up of transactional data
- It improves data integrity
- It saves costs by doing it once
- It allows DCs and suppliers to work collaboratively to lower the end to end Supply Chain costs
- It provides accuracy, speed and efficiency for the business



SSCC Labels

Requirements: Label Structure



This content is the minimum requirement. Suppliers can add more detail if they require.



SSCC Labels

Requirements: Barcode Structure



Note: No additional information is to be included in the SSCC (00) barcode

Application Identifier (00)

Used in the GS1-128 Bar Code to identify that the data following is an eighteen-digit Serial Shipping Container Code (SSCC)

Extension Digit

A digit (0-9) used to increase the capacity of the Serial Reference within the SSCC. The company that constructs the SSCC assigns the extension digit to the logistic unit.

GS1 Company Prefix:

The GS1 Company Prefix is allocated by GS1 Member Organisations. GS1 allocates seven to ten digit GS1 Company Prefixes. It makes the SSCC unique worldwide but does not identify the country of origin of the unit.

Serial Reference:

A Serial Reference usually comprises nine digits and uniquely identifies each transport unit. The method used to allocate a Serial Reference is at the discretion of the company issuing the SSCC number. It is nine digits if the GS1 company prefix is seven digits, six digits if the company prefix is ten digits.

Check Digit:

Calculated using a mathematical formula. Barcode printing software will also calculate the check digit. Refer to the check digit calculator at:

<https://www.gs1.org/services/check-digit-calculator>



SSCC Labels

Requirements: GTIN Barcode Structure



If electronic communication **is** possible, suppliers can utilize the (01) Application Identifier on the GTIN barcode part of the label.

If electronic communication is **not** possible (i.e. ASNs can not be used), there is a requirement to provide additional information on the logistics label, which will facilitate the processing of the logistics unit through the Supply Chain. This additional barcode will be in the GS1-128 format, as in the example above.

Some possible Application Identifiers that can be used are:

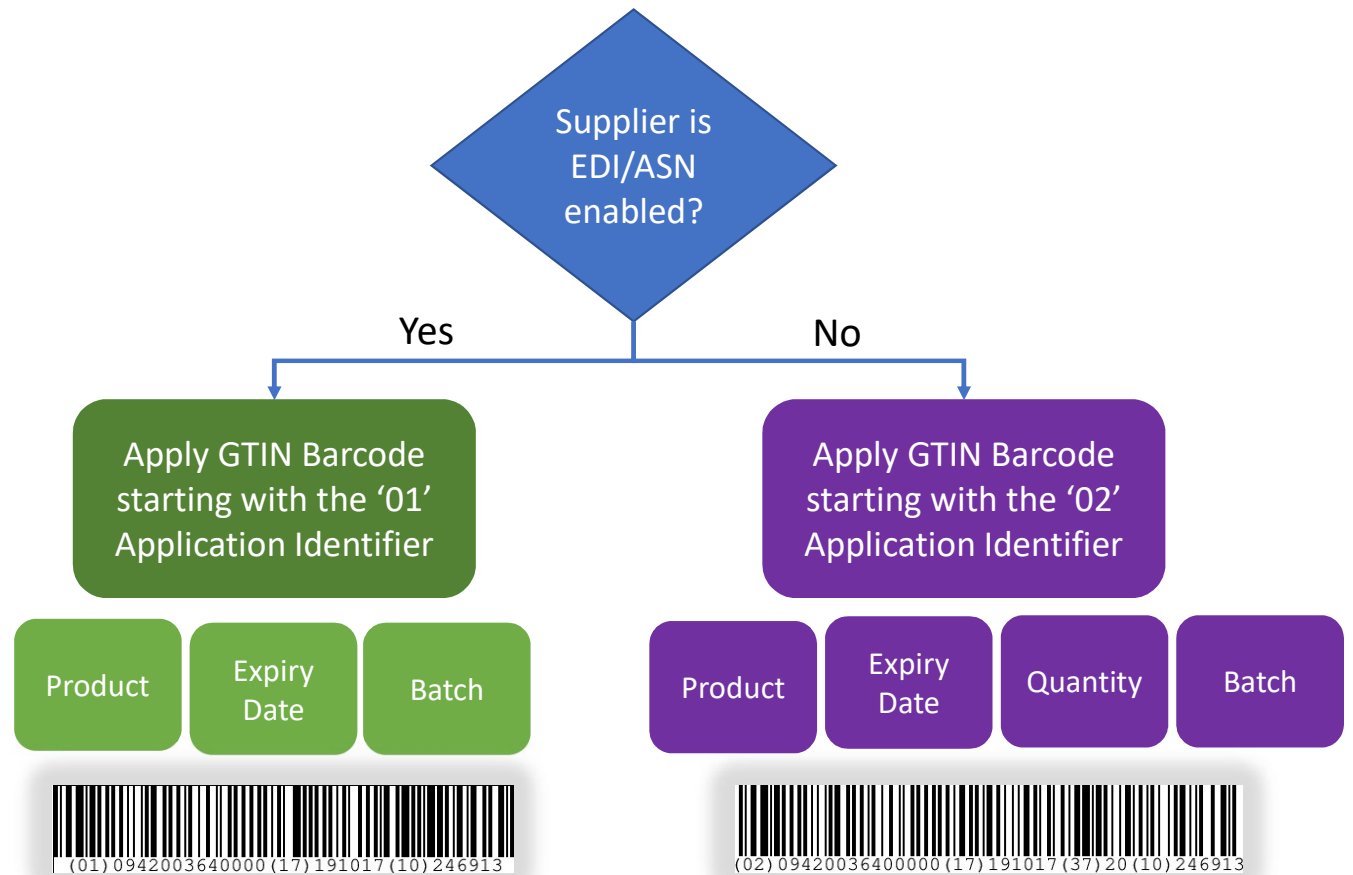
- (01) Content (GTIN of traded item) where ASN is active
- (02) Content (GTIN of traded item) where ASN is not active
- (13) Packaging Date
- (15) Best Before Date
- (17) Use By Date
- (37) Count (this is mandatory with the use of the '02' AI)
- (10) Batch/Lot
- (310 n) Total Net Weight (where n is the number of decimal places) for random/variable weight articles

Or call GS1 NZ (ph. 0800 102356) for a further list of AI options.



SSCC Labels

Requirements: GTIN Barcode Structure



If electronic communication is possible, suppliers should utilize the (01) Application Identifier on the GTIN barcode part of the label.

If electronic communication is **not** possible (i.e. ASNs can not be used), suppliers should utilize the (02) Application Identifier on the GTIN barcode part of the label.

SSCC Labels

Requirements: Label Size

- The minimum label size is A6, 105mm x 148mm.
- However larger label sizes such as A5 or A4 are permitted.

Acceptable label sizes



A6 Smallest

WIDGETS <small>Free text area for vendors to include detail relevant to their processes</small>	
SSCC 094200364569887692	COUNT 20 Cases
CONTENT Baked Beans 12 x 410g 09420036400000	BATCH / LOT 246913
USE BY 17.10.2019	
 <small>(02) 09420036400000 (17) 191017 (37) 20 (10) 246913</small>	
 <small>(00) 094200364569887692</small>	

A5

WIDGETS <small>Free text area for vendors to include detail relevant to their processes</small>	
SSCC 094200364569887692	COUNT 20 Cases
CONTENT Baked Beans 12 x 410g 09420036400000	BATCH / LOT 246913
USE BY 17.10.2019	
 <small>(02) 09420036400000 (17) 191017 (37) 20 (10) 246913</small>	
 <small>(00) 094200364569887692</small>	

A4

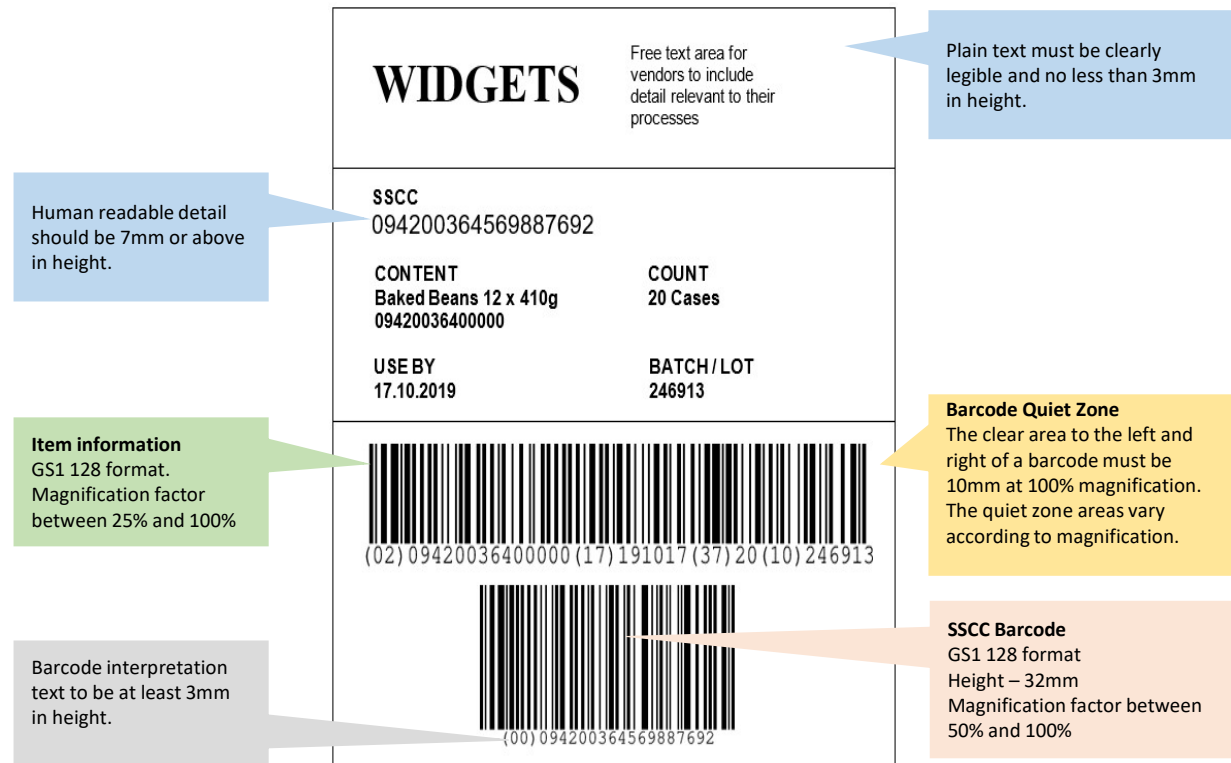
WIDGETS <small>Free text area for vendors to include detail relevant to their processes</small>	
SSCC 094200364569887692	
CONTENT Baked Beans 12 x 410g 09420036400000	COUNT 20 Cases
USE BY 17.10.2019	BATCH / LOT 246913
 <small>(02) 09420036400000 (17) 191017 (37) 20 (10) 246913</small>	
 <small>(00) 094200364569887692</small>	



SSCC Labels

Requirements: Barcode Dimensions

- The below dimensions are required to meet GS1 standards.
- The Item barcode is recommended to be at 50% magnification, wherever possible.
- The SSCC barcode should not be lower than 50% magnification.



SSCC Labels

Requirements: Label Format

- The label layout can be either portrait or landscape.
- Information contained in the top Item barcode can be broken down into more multiple barcodes if required, in order to maintain a larger magnification (bar width). 50% magnification is recommended, where space allows.
- The SSCC barcode should not be lower than 50% magnification.

Layout

Portrait




Landscape



SSCC Labels

Requirements: Label Format

- When the SSCC label is for a pallet that is for supply direct into stores and contains multiple products, the label requirement is slightly different.
- Remember that all SSCC labelled pallets into a Distribution Centre should only have one product per pallet.

Vendor Name Vendor related detail can be inserted here, such as order number, route, load details etc.
SSCC 094200364000000000
CONTENT
 (00) 094200364000000000

- As there are multiple products, the individual GTIN barcode and content details are not required and only the overall SSCC barcode needs to be displayed, as in the example to the left.
- As per any SSCC label, the vendor is free to put their own information into the top section of the label, if that helps their internal processes.

SSCC Labels

Requirements: Label Placement

Single Item Pallets - Stretch Wrapped

- Apply 2 identical labels on opposite sides of the pallet where the forklift will enter the pallet.
- Apply labels to the outside of the stretch wrap.



SSCC Labels

Requirements: Label Placement

Single Item Pallets - Stretch Wrapped

- The target placement for the label is 600mm from ground level and between 50mm and 100mm from the right-hand edge of the pallet.
- But it **must not be**:
 - closer than 800mm from the top of the pallet
 - closer than 400mm from the bottom of the pallet
 - closer than 50mm from the right-hand edge of the pallet
 - at no more than 5° variation from vertical alignment



Note: If a pallet does not need to be stretch wrapped, the label should be placed in the same position but on the carton. Where possible the label should **not** bridge across two cartons

SSCC Labels

Requirements: Label Placement

Multiple Stacked Pallets - Stretch Wrapped

- Apply 2 identical labels on opposite sides of each pallet where the forklift will enter the pallet.

When pallets are wrapped **together**:

Apply labels to the cartons **underneath the stretch wrap** (as the wrap will be cut away).



When pallets are wrapped **individually**:

Apply labels to the **outside of the stretch wrap**.



SSCC Labels

Requirements: Label Placement

Single Layer Pallets - Stretch Wrapped

- Apply 2 identical labels on opposite sides of each pallet where the forklift will enter the pallet.

When a pallet is a single layer and less than 400mm high:

Apply labels to the **outside of the stretch wrap and as high as possible.**



When a pallet is a single layer and the label is higher than the height of the cartons:

Apply labels to the **outside of the stretch wrap and fold the human readable portion over the horizontal surface of the carton.**



SSCC Labels

Requirements: Label Placement


Mixed Pallets for Direct to Store Deliveries

Note: Deliveries into the Distribution Centres should only be one product per pallet.

- Apply 2 identical labels on opposite sides of each pallet where the forklift will enter the pallet.

When there is more than one product on a pallet, these products must come from the same purchase order.

These labels must only contain the SSCC portion of the label and no individual GTIN detail (as there are multiple products on the pallet). **The one label contains all data relating to all products on the pallet.**

Vendor Name Vendor related detail can be inserted here, such as order number, route, load details etc.
SSCC 094200364000000000
CONTENT
 (00) 094200364000000000



SSCC Labels


Requirements: Label Quality

- All SSCC labels must meet the GS1 standards and be fit for purpose at each retailer's sites. Accurate labelling reduces human error, misidentification and drives improved efficiencies across the Supply Chain.
- The GS1 recommended print quality standard is ISO 1.5/10/670.

SSCC labels must be printed cleanly and without defects that might render the label un-scannable.

Please ensure the labels do not exhibit common issues, such as:

- Printhead defects
- Bleeding/ill defined bars
- Faded print
- Torn labels
- Folded/creased labels
- Mismatched labels (i.e. two different labels on the one pallet)
- Multiple labels on any fork entry side of the pallet
- Do not place labels over top of existing GTIN barcodes



SSCC Labels

Electronic Communication (EDI/ASN) Requirements

- Advance Shipping Notices (ASNs) are a critical part of the SSCC process, as they provide retailers visibility of inbound orders and can allow express goods receipting of the loads. This in turn improves turn-around times and reduces transport costs.

As the ASN technical interfacing may be different between each retailer's systems, please refer to each retailer for their detailed specifications.

However, in principle, your ASN will need to meet the following criteria:

- ASN messaging implementation must be tested/validated by the retailer's eCommerce team.
- ASNs must accurately reflect the products (GTIN, SKU, Quantity etc) on the relevant purchase order
- ASNs must accurately reflect details such as delivery location
- ASNs must be sent well in advance of the vehicle arriving at the retailer's store or DC
- ASNs must not be split across multiple vehicles. One ASN per vehicle only.

Note: Express goods receipting is offered at the discretion of each retailer. Please contact your retailer for more detailed information.

